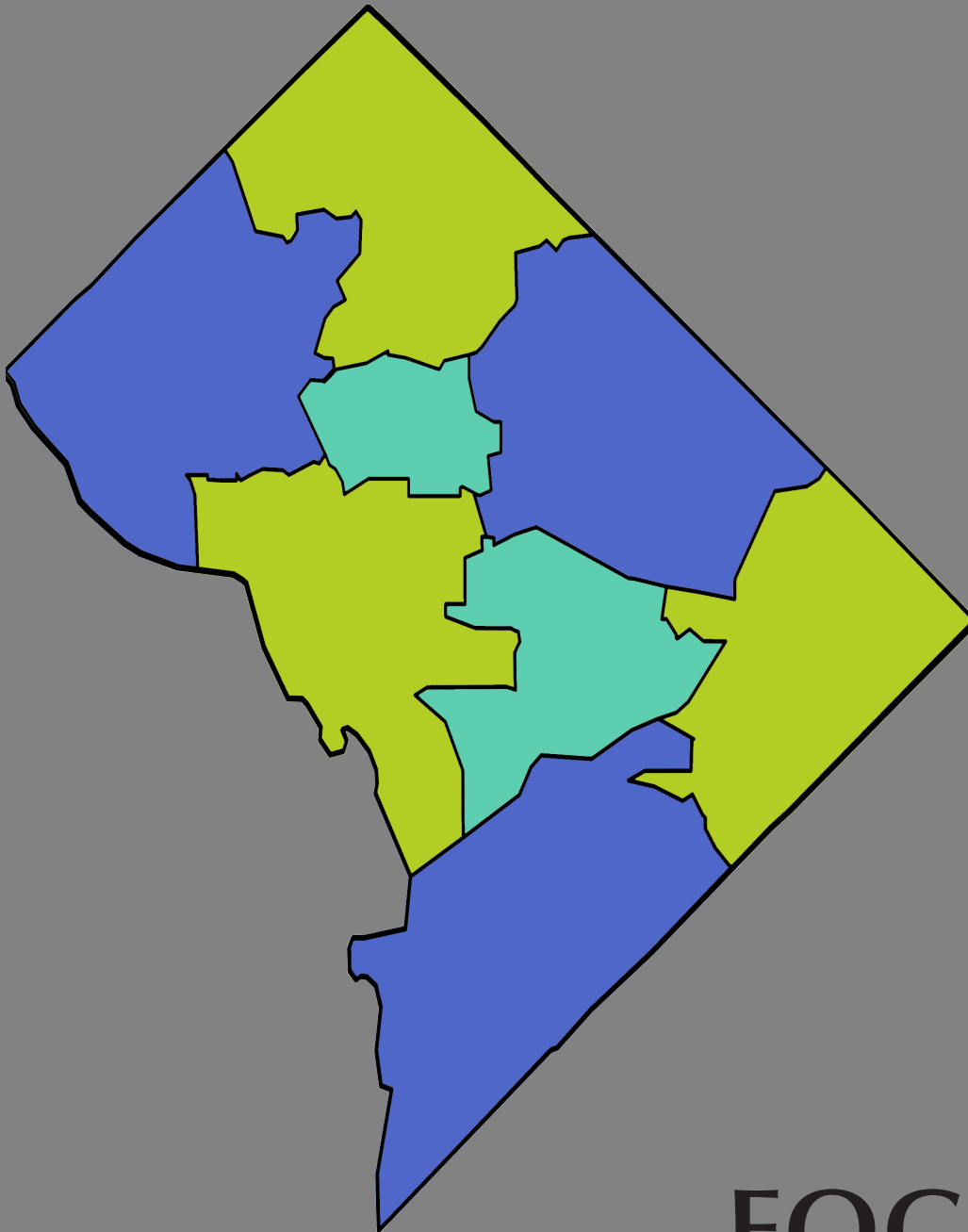




Public Charter School Ward Fact Sheets

For the District of Columbia



DC Charter Facts

Ward I

Student Demographics

Ward 1 schools serve **12%** of DC PK-12 students

3,081 (32%) attend a PK-12 public charter school (PCS)

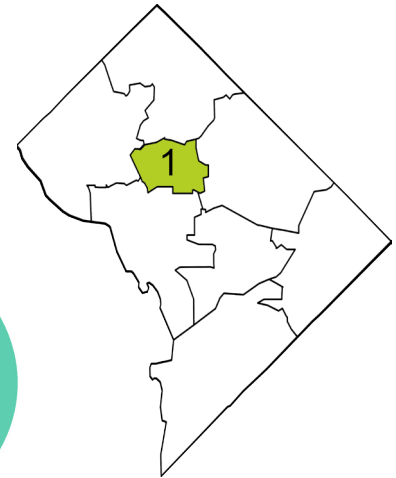
35% At-risk

80% Economically disadvantaged

22% English language learner

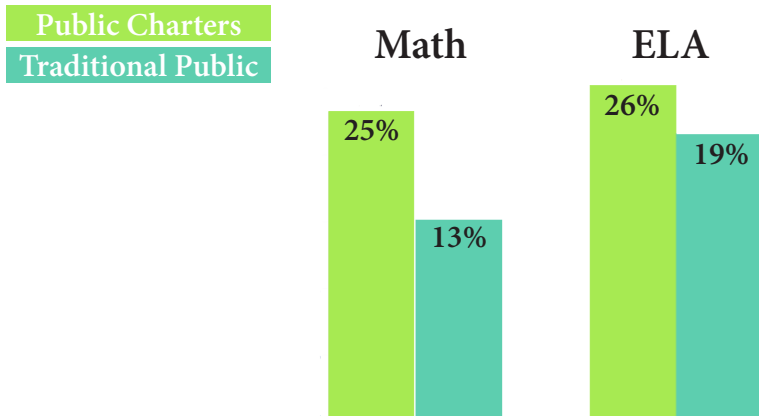
13% Special Education

3,130 attend an adult education PCS



PARCC Performance

School List



- AppleTree Early Learning
- Briya
- Carlos Rosario
- Cesar Chavez PCS for Public Policy
- Creative Minds International
- DC Bilingual
- DC International
- E.L. Haynes
- Howard University Middle School of Mathematics and Science
- LAYC Career Academy
- Meridian
- The Next Step
- YouthBuild

Students attending Ward 1 PCSs reached college and career ready benchmarks (4 or above on the PARCC test) at higher rates than their traditional public schools counterparts.

PARCC Performance Highlights

African-American/Black:

Level 4+

| | PCS | DCPS |
|------|------------|------------|
| Math | 23% | 10% |
| ELA | 22% | 20% |

Hispanic:

Level 4+

| | PCS | DCPS |
|------|------------|------------|
| Math | 20% | 15% |
| ELA | 20% | 13% |

DC Charter Facts

Ward 2

Student Demographics

Ward 2 schools serve **5%** of DC PK-12 students

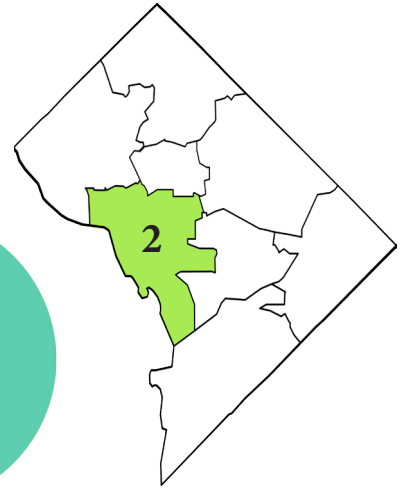
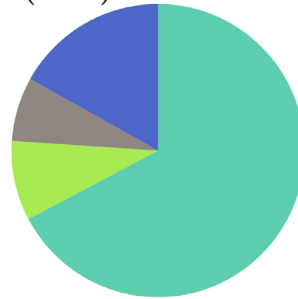
1,376 (32%) attend a public charter school (PCS)

32% At-risk

40% Economically disadvantaged

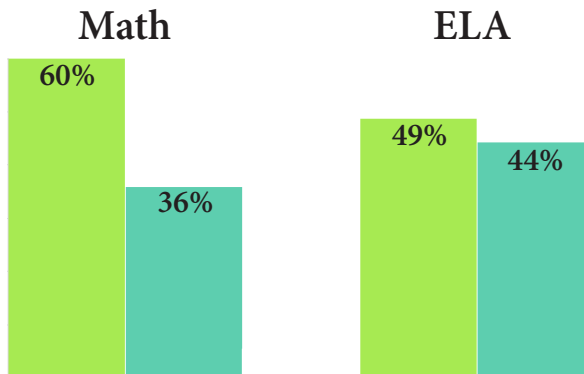
4% English language learner

6% Special education



PARCC Performance

School List



- BASIS
- KIPP DC

Students attending Ward 2 PCSs reached college and career ready benchmarks (4 or above on the PARCC test) at higher rates than their traditional public schools counterparts.

PARCC Performance Highlights

African-American/Black & Hispanic:

Level 4+

| | PCS | DCPS |
|------|------------|------------|
| Math | 44% | 21% |
| ELA | 42% | 33% |

Economically Disadvantaged:

Level 4+

| | PCS | DCPS |
|------|------------|------------|
| Math | 35% | 21% |
| ELA | 29% | 32% |

DC Charter Facts

Ward 4

Student Demographics

Ward 4 schools serve **14%** of DC PK-12 students

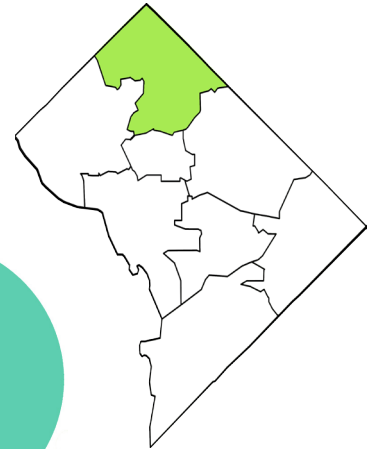
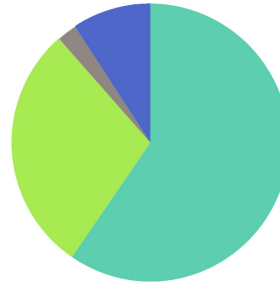
5,966 (54%) attend a public charter school (PCS)

37% At-risk

62% Economically disadvantaged

17% English language learner

13% Special education

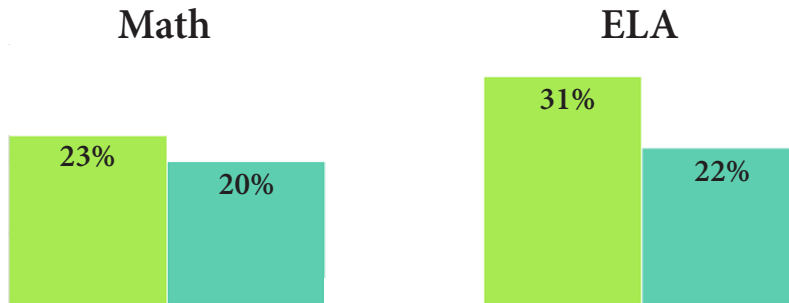


PARCC Performance

School List

Public Charters

Traditional Public



Students attending Ward 4 PCSs reached college and career ready benchmarks (4 or above on the PARCC test) at higher rates than their traditional public schools counterparts.

- Bridges
- Capital City
- Cedar Tree Academy
- Center City
- E.L. Haynes
- Hope Community
- Ideal Academy
- Latin American Montessori Bilingual
- Paul
- Roots
- Sela
- Shining Stars Montessori
- Washington Latin

PARCC Performance Highlights

African-American/Black & Hispanic:

English Language Learners:

Level 4+

Level 4+

| | PCS | DCPS |
|------|------------|------------|
| Math | 18% | 15% |
| ELA | 23% | 17% |

| | PCS | DCPS |
|------|------------|------------|
| Math | 14% | 12% |
| ELA | 15% | 7% |

DC Charter Facts

Ward 5

Student Demographics

Ward 5 schools serve **14%** of DC PK-12 students

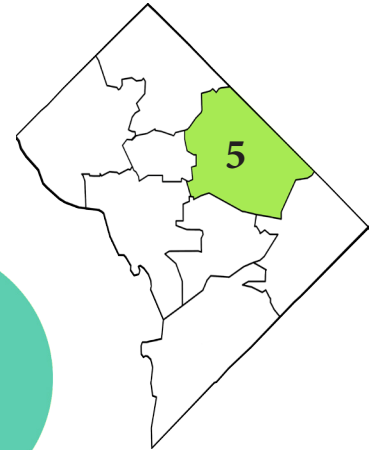
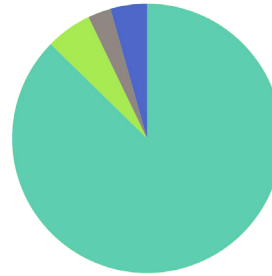
7,063 (61%) attend a public charter school (PCS)

46% At-risk

71% Economically disadvantaged

4% English language learner

11% Special education



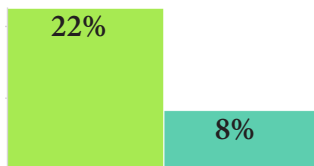
PARCC Performance

School List

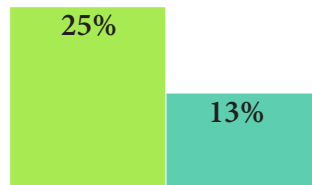
Public Charters

Traditional Public

Math



ELA



Students attending Ward 5 PCSs reached college and career ready benchmarks (4 or above on the PARCC test) at higher rates than their traditional public schools counterparts.

- Academy of Hope
- Carlos Rosario
- Center City
- The Children's Guild
- Creative Minds
- DC Prep
- DC Bilingual
- Elsie Whitlow Stokes
- Friendship
- Harmony School of Excellence
- Hope Community
- Inspired Teaching
- KIPP DC
- Latin American Montessori Bilingual
- Lee Montessori
- Mary McLeod Bethune
- Mundo Verde Perry Street Preparatory
- Potomac Preparatory
- Two Rivers
- Washington Mathematics Science Technology
- Washington Yu Ying
- William E. Doar for the Performing Arts

PARCC Performance Highlights

Economically Disadvantaged:

Level 4+

| | PCS | DCPS |
|------|------------|------------|
| Math | 18% | 8% |
| ELA | 20% | 13% |

African-American/Black:

Level 4+

| | PCS | DCPS |
|------|------------|------------|
| Math | 20% | 8% |
| ELA | 22% | 13% |

DC Charter Facts

Ward 6

Student Demographics

Ward 6 schools serve **13%** of DC PK-12 students

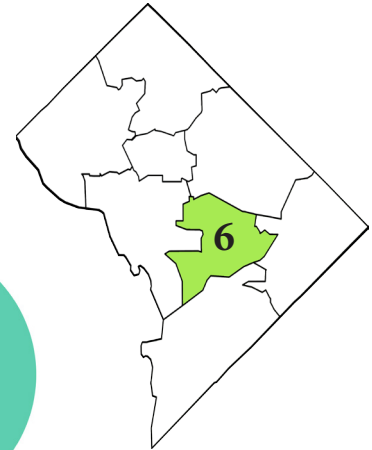
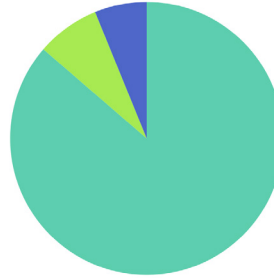
3,290 (32%) attend a public charter school (PCS)

50% At-risk

69% Economically disadvantaged

3% English language learner

17% Special education



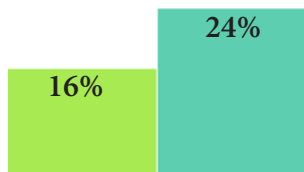
PARCC Performance

School List

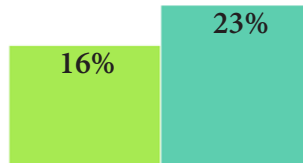
Public Charters

Traditional Public

Math



ELA



- AppleTree Early Learning
- Center City
- Cesar Chavez PCS for Public Policy
- Eagle Academy
- Friendship
- Kingsman Academy
- KIPP DC
- Monument Academy
- Richard Wright PCS for Journalism and Media Arts
- Two Rivers
- Washington Global

Ward 6 students who reached college and career ready benchmarks (4 or above on the PARCC test)

PARCC Performance Highlights

African-American/Black & Hispanic:

Level 4+

| | PCS | DCPS |
|------|------------|------------|
| Math | 18% | 16% |
| ELA | 19% | 16% |

Special Education:

Level 3+ (approaching benchmark)

| | PCS | DCPS |
|------|------------|-----------|
| Math | 19% | 6% |
| ELA | 12% | 5% |

DC Charter Facts

Ward 7

Student Demographics

Ward 7 schools serve **15%** of DC PK-12 students

6,172 (52%) attend a public charter school (PCS)

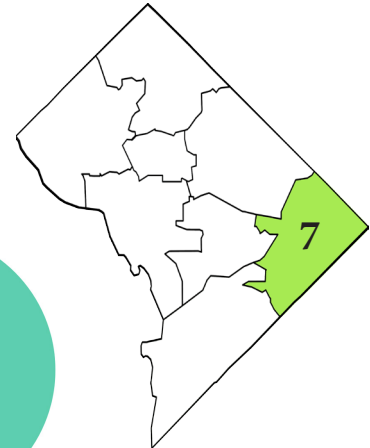
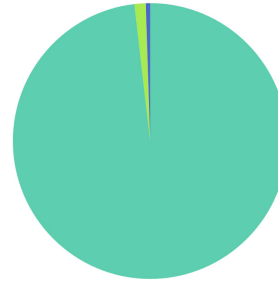
58% At-risk

89% Economically disadvantaged

1% English language learner

17% Special education student

147 attend an adult education PCS



| African-American/Black | Hispanic |
|------------------------|----------|
| White | Other |

PARCC Performance

School List

Public Charters

Traditional Public



- AppleTree Early Learning
- Cesar Chavez - PCS for Public Policy
- DC Prep
- DC Scholars
- Friendship Collegiate Academy
- IDEA
- KIPP DC
- Maya Angelou
- SEED
- St. Coletta Special Education

Students attending Ward 7 PCSs reached college and career ready benchmarks (4 or above on the PARCC test) at higher rates than their traditional public schools counterparts.

PARCC Performance Highlight

Graduation Rates

Special Education:

Level 3+ (approaching benchmark)

| | PCS | DCPS |
|------|------------|-----------|
| Math | 17% | 0% |
| ELA | 16% | 3% |

65% Citywide Average

Public Charters

88% Cesar Chavez PCS for Public Policy

79% Friendship Collegiate Academy

53% Maya Angelou

47% IDEA

DC Charter Facts

Ward 8

Student Demographics

Ward 8 schools serve **18%** of DC PK-12 students

6,946 (48%) attend a public charter school (PCS)

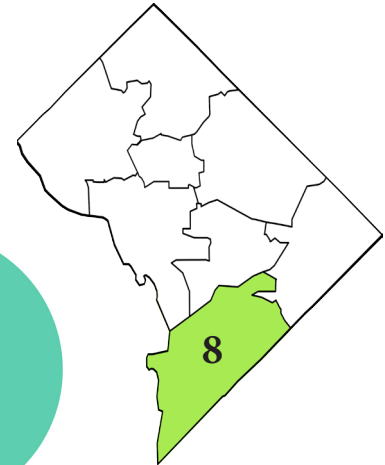
64% At-Risk

82% Economically disadvantaged

>1% English language learners

11% Special education

273 attend an adult education PCS



PARCC Performance

School List

Public Charters
Traditional Public

Math

ELA



Students attending Ward 8 PCSs reached college and career ready benchmarks (4 or above on the PARCC test) at higher rates than their traditional public schools counterparts.

- Academy of Hope
- Achievement Prep
- AppleTree Early Learning
- Center City
- Community College Preparatory Academy
- DC Prep
- Democracy Prep
- Eagle Academy
- Early Childhood Academy
- Excel Academy
- Friendship Technology Prep
- Ingenuity Prep
- KIPP DC
- National Collegiate Prep
- Rocketship
- Somerset Preparatory Academy
- Thurgood Marshall Academy

PARCC Performance Highlight

Graduation Rates

Special Education:

Level 3+ (approaching benchmark)

| | PCS | DCPS |
|------|------------|-----------|
| Math | 14% | 5% |
| ELA | 9% | 1% |

49% DCPS Ward 8 Average

Public Charters

91% Friendship Technology Prep

69% National Collegiate Prep

82% Thurgood Marshall Academy