

# DC Charter Facts

# Ward 4

## Student Demographics

Ward 4 schools serve **14%** of DC PK-12 students

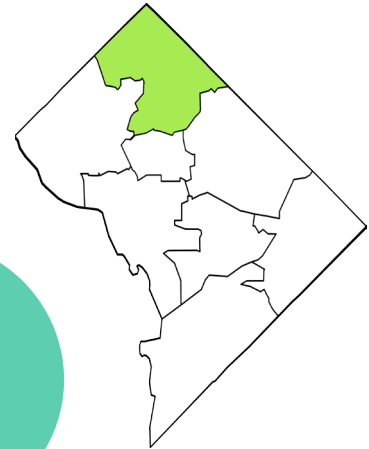
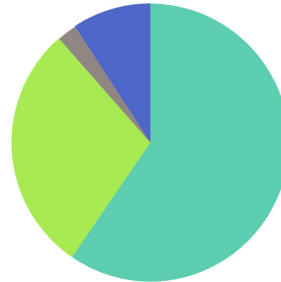
**5,966 (54%)** attend a public charter school (PCS)

**37%** At-risk

**62%** Economically disadvantaged

**17%** English language learner

**13%** Special education

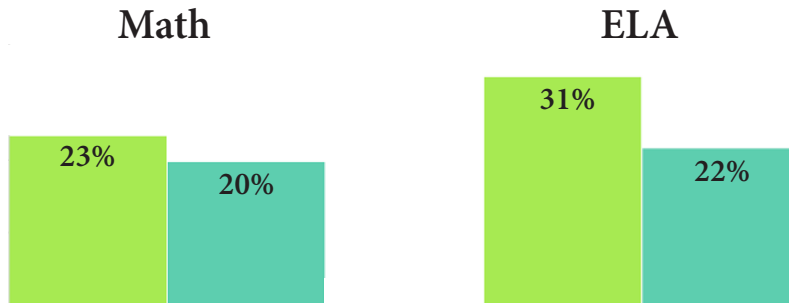


## PARCC Performance

## School List

Public Charters

Traditional Public



*Students attending Ward 4 PCSs reached college and career ready benchmarks (4 or above on the PARCC test) at higher rates than their traditional public schools counterparts.*

- Bridges
- Capital City
- Cedar Tree Academy
- Center City
- E.L. Haynes
- Hope Community
- Ideal Academy
- Latin American Montessori Bilingual
- Paul
- Roots
- Sela
- Shining Stars Montessori
- Washington Latin

## PARCC Performance Highlights

### African-American/Black & Hispanic:

Level 4+

	PCS	DCPS
Math	<b>18%</b>	<b>15%</b>
ELA	<b>23%</b>	<b>17%</b>

### English Language Learners:

Level 4+

	PCS	DCPS
Math	<b>14%</b>	<b>12%</b>
ELA	<b>15%</b>	<b>7%</b>